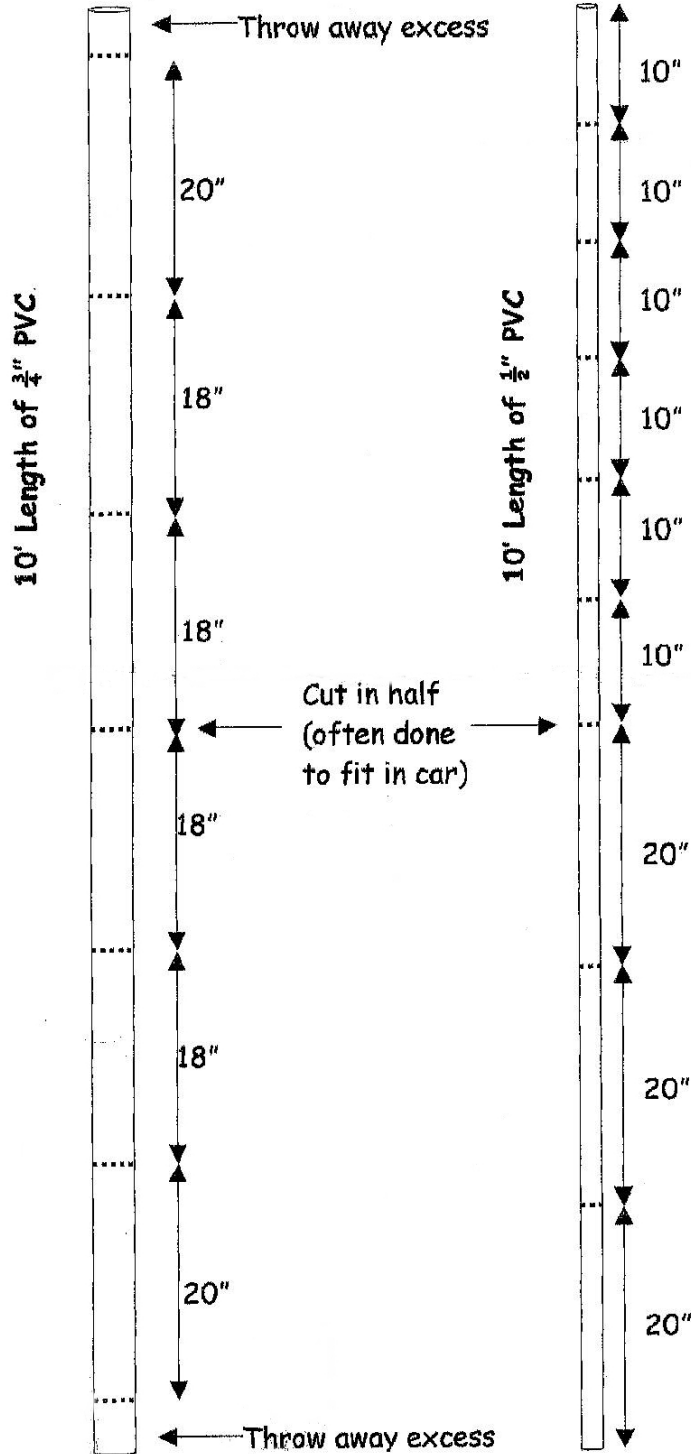


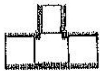



Use Schedule 40 PVC

Materials & Measurements (for a single target & 3 sets of balls)



- PVC Fittings:**
- 2 x  1/2\" 90° Elbow
 - 4 x  3/4\" 90° Elbow
 - 2 x  3/4\" -> 1/2\" Reducing Tee
 - 4 x  1/2\" Tee
- Other Materials:**
- 6 Used Golf Balls
 - 60\" of shoelace.
- Tools:**
- Saw
 - Tape Measure
 - Pencil
 - Knife
 - Hot Glue Gun
 - Drill with 1/4\" bit
 - Thin nail or coat hanger (for poking shoelace through hole in golf ball)

To make the thing you throw, drill a 1/4\" hole through two golf balls. Poke each end of a 20\" length of shoelace through the hole and fix it in place (hot glue works well, regular glue is ok if you don't mind waiting for it to dry).

Construction Plans

